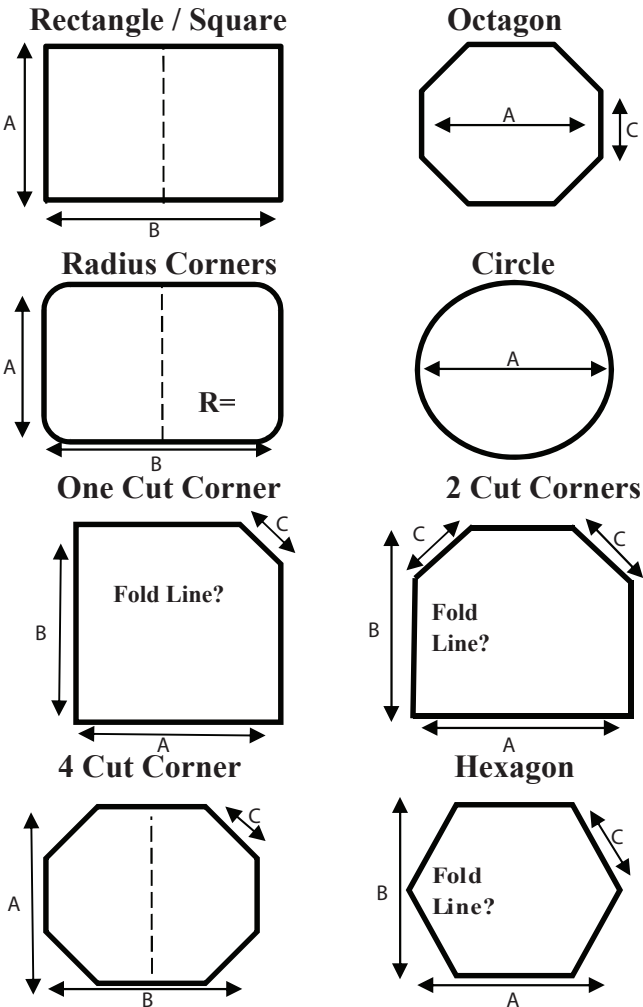




VISCOUNT PREMIER
Clinton Twp & Chesterfield
586-792-4920 • 586-948-8717

CUSTOMER NAME _____
ADDRESS _____
CITY, STATE, ZIP _____
PHONE _____ **CONTACT** _____
P.O. # _____ **DATE** _____

Spa Cover dimensions must be in inches. Measure the widest points for the outside length and width. Indicate which side is folded in half on the diagram below. The "customer" is responsible for all dimensions. Please call us if you need help measuring the spa.



I authorize the cover to be made to these specifications.

_____ Customer Signature _____ Date

- Spa Cover Type**
- 2"-4" Taper - Standard
 - 3"-5" Taper - Upgrade
 - Sumo Safety - Walk-on
 - 3 Piece Cover
 - Quad Cover(4 Piece Cover)
 - Other _____

Outside dimensions in inches

Length(B) _____
 Width(A) _____

Please double check corners

- Square - 90 Degrees
- Radius _____
- Cut Corner(C) _____

Skirt/Flap Size

- Standard 4"
- Other _____
- Split Skirt Corners

Straps with Locks

- 2 straps
- 4 straps
- Other _____
- No straps

Make and Model of Spa

Full Length Insulated Hinge

- Yes - Upgrade
- No

Double Wrap Inner Plastic?

- Yes - Upgrade
- No

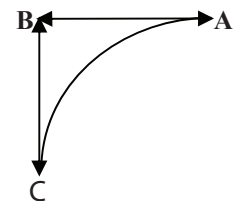
17 COLORS


Circle One

- ALMOND
- TAN
- TAUPE
- BURGUNDY
- RUST
- BROWN
- COFFEE
- BLACK
- TROPICAL BLUE
- INDIGO
- NAVY
- LIGHT GRAY
- GRANITE
- CHARCOAL
- TEAL
- FOREST GREEN
- WHITE

Radius Corners

- 1) Use two rulers to extend the sides of your spa to a point where the sides would have met (Point B) if the corner had been square.
 - 2) Points A & C are where the curve ends on the spa.
 - 3) The radius is the distance in inches from "B to A" or "B to C" whichever is SMALLER.
- OR - Trace the outside curve and fax it to us.





VISCOUNT PREMIER
Clinton Twp & Chesterfield
586-792-4920 • 586-948-8717

Please cut along the dotted line
for designated radius.